

PSP-300 Series Fiber Optic Switch Pack for Multiple Ballast Fluorescent Fixtures

- Compatible with T-5 and T-8 fluorescent fixtures with multiple ballasts
- Unitized construction houses power supply and switching relays in single enclosure
- Relays switch AC input voltage of ballasts to achieve bi-level brightness control
- Ballasts can be rotated to equalize accumulated hours on fluorescent lamps
- Three 5 amp relays support operation with 4- or 6-lamp fixtures
- Universal multi-volt operation: 277-480VAC @ 60 Hz without taps or jumpers
- Available with optic ports for zone control or utility-directed DSM load shedding



PSP-301 One In/One Output



PSP-302 Two Fiber Outputs



Wide Fixture Compatibility.

The PSP-300 switch pack is designed for use with fluorescent fixtures equipped with multiple programmed rapid start (PRS) ballasts. Switch packs have no IR motion sensing hardware but gets commands from nearby PIP motion sensors via plastic optical fiber.

Non-volatile Configuration Memory.

When aisles are empty the fixture's power output is reduced by removing AC line voltage from selected ballasts. The number of ballasts that remain powered in the absence of motion under the sensor (usually one or none) can be configured on a fixture-by-fixture basis and stored in the switch pack's non-volatile memory.

All-in-one Construction.

PSP-300 series switch packs feature a unitized injection-molded enclosure that houses the power supply, fiber optic transceiver and three line voltage switching relays. The switch pack can be mounted to either a ceiling junction box or directly to a fluorescent fixture with an optional mounting bracket and electrical connector supplied by Viewpoint.

Plug 'n' Go Installation on Compatible Fixtures.

T-5 and T-8 multi-ballast fluorescent fixtures can be special-ordered from participating lighting manufacturers with a PSP-compatible wire harness and connector already installed. Switch pack installation on these

plug 'n' go fixtures requires less than 30 seconds and nothing more than a screwdriver.

Ballast Rotation for Lamp Life.

Software in the switch pack rotates the selection of powered ballast in the low power state to balance the number of hours accumulated on the lamps. In many situations with low aisle activity, ballast rotation can double the useful life of programmed rapid start lamps over non-rotated motion control.

Universal Multi-Volt Operation.

Forget the stocking problems and field installation headaches associated with line voltage compatibility! This switch pack works with fixtures rated 277-480VAC @ 60Hz without using transformer taps or jumper wires.

Self Diagnostic Features.

The switch pack contains an LED lamp that blinks three distinct diagnostic patterns to assist with installation and debugging of aisle networks using fiber optics. A manual override switch on the sensor permits an installer to toggle the relays and confirm proper operation of the fluorescent ballasts.

Benefits of Plastic Fiber Networking.

Forget about conflicts with local building codes that sometimes require low-voltage copper signaling conductors to be conduited! The PSP-300 series switch pack is equipped with communication jacks that accept low-cost plastic optic fiber. This copperless fiber can be attached to the outside of existing conduit with plastic tie-wraps. Fiber net-

working allows the creation of lighting control zones as small as two fixtures or as large as an entire warehouse aisle.

Plastic optic fiber is available in 1500 foot spools and can be installed without expensive tools, specialized connectors, or installer training.

Compatible with PIP Series Motion Sensors.

PSP-300 switch packs are designed to be compatible with PIP-300 fiber optic motion sensors made by Viewpoint Electronics. PSP switch packs are less expensive than motion sensors and don't require aiming during installation. No need to worry about signal degradation in long aisles because Viewpoint devices regenerate the fiber control signal at full strength and clarity at each fixture.

Field Customizable Features.

The lowest cost members of the PSP-300 family have a fixed set of features and analog signaling. More advanced members of the PSP family offer fixture addressability and digital signaling between nodes to support more sophisticated zone control. An optional fiber optic field programmer is required to invoke and configure these advanced features.

Utility-Directed DSM Load Shedding.

PSP switch packs can be ordered with optional software and gateways to support Demand Side Management load shedding coordinated by signals from a local utility.

VIEWPOINT

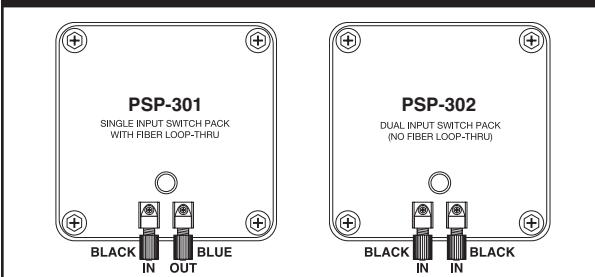
ELECTRONICS

17150 Newhope Street Suite 213 • Fountain Valley, CA 92708 • www.viewpointelectronics.com • 800.898.7139 • Fax 714.751.8135

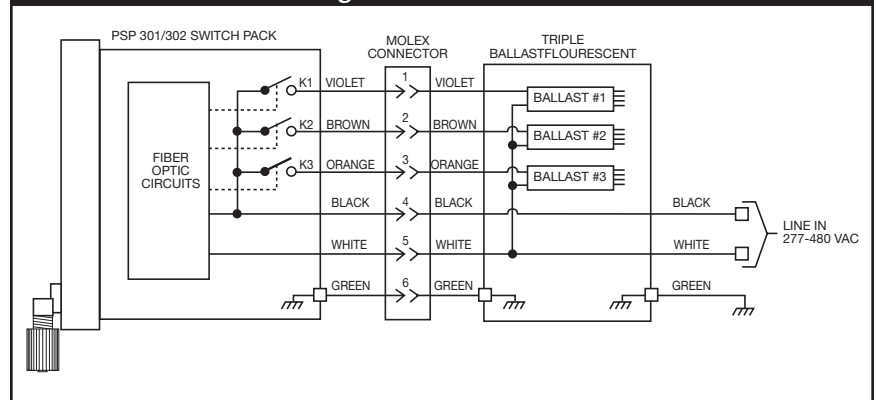
SPECIFICATIONS

Fixture Compatibility	T-5/T-8 fluorescent w/programmed rapid start ballasts
Power Reduction Method	Relay Switching of Ballast Mains Voltage
Compatibility with Continuously Dimming Ballasts	Not Available
Relay Current Rating	5 amperes per relay
AC Line Voltage	277-480VAC @ 60 Hz
Switch Pack Power Consumption.....	3 watts maximum
Optical Fiber Type	Mitsubishi ESKA SH-4001
Maximum Fiber Spacing Between Nodes	200 feet
Ambient Temperature Range.....	0-50° C non-condensing
Observed-Motion High Power Time	Determined by adjacent motion sensor
Installation Assists.....	Magnetic Test Switch and Blinking LED
Mounting Options	1/2" NPT nipple or adjustable pinch bracket
Wire Harness	5 Conductor 18AWG stranded copper
Wire Harness Length (Except Plug 'n' Go Versions)	6 inches
Harness Termination	Bare wire or Plug 'n' Go connector
Off-center Weight	10 ounces without optional counterweight
Dimensions (including mounting nipple)	3.25" x 3.25" x 3.25"
UL File Number	Category FNFT File No. E234927

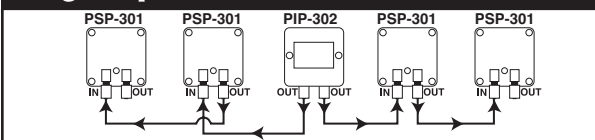
Available PSP-100 Series Configurations



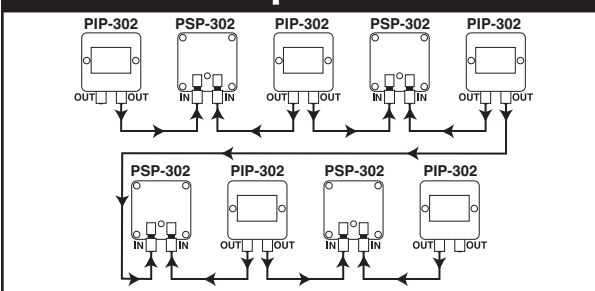
Wiring Schematic to Ballasts



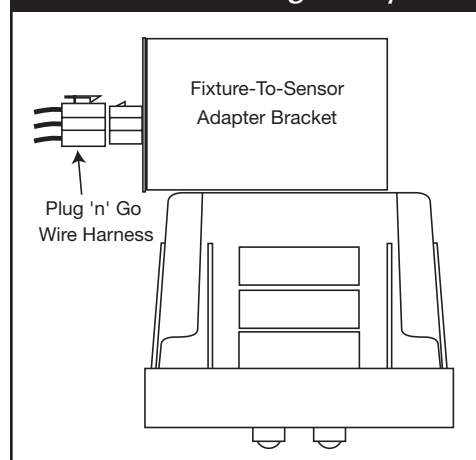
Five Fixture Zones With Single Input Switch Packs and One Sensor



Dual-Output Sensors Interleaved with Dual-Input Switch Packs



300 Series Plug-n-Play



Viewpoint's products are represented by:

